

# Labour market monitoring

CEE  
February  
2023



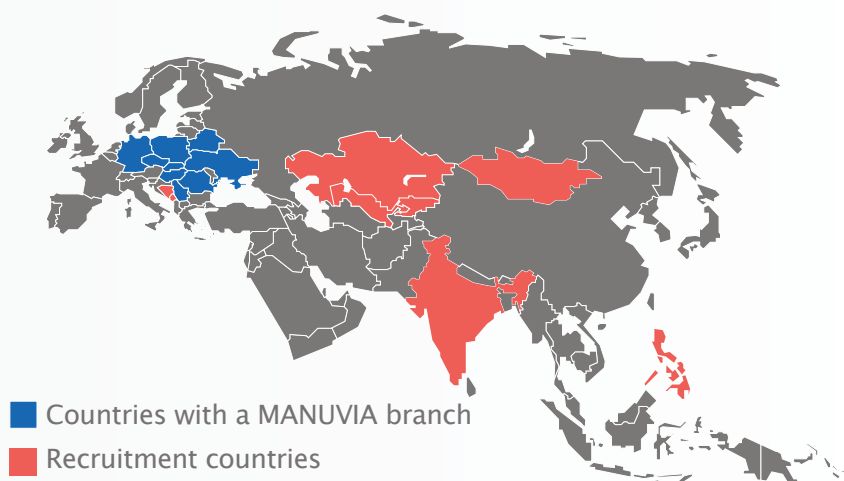
# Your HR partner



We are professionals that support the potential of candidates and we provide expert HR services for our clients. We have been in the labour market for 20 years. We have representation in nine European countries and the advantage of being a large multinational company that can set up processes according to local needs and specifics.

We are the absolute best on the labour market with a focus on securing foreign employees in the CEE region. We are constantly innovating our sources of candidates in Europe and in countries outside Europe. We select and import these employees from our own branch resources, and we also provide training, handle visa issues and provide subsequent care for these employees and the client.

## Manuvia around the world



# Unemployment in the Czech Republic



**As of 28 February 2023, the Czech Labour Office had a total of 282,508 registered job seekers.**

This is 551 less than in the previous month, and 19,075 more than in the previous year.

**The amount of unemployed people stagnated month-on-month,**

increasing slightly to 3.9% year-on-year.

**In an international comparison, according to the latest available EUROSTAT data (for January), the unemployment rate**

was the lowest in the entire EU, namely 2.6% (6.4% EU average ).

**Developments on the labour market are currently in line with the season.**

**Employers are still interested in hiring new employees,**

particularly in technical and manual labour professions. There is also long-term demand for qualified craftsmen.

**The winter tourist season is still ongoing in mountain resorts**

Employers are still more cautious in hiring new employees than they were in the previous year, and they are also focusing on creating more efficient financial reserves. This is particularly due to higher energy and raw material costs. However, most of them are also trying to maintain their current amount of employees and are not planning significant layoffs.

	02/2023	02/2022	02/2021
<b>Unemployment rate in the Czech Republic</b>	<b>3.9%</b>	<b>3.5%</b>	<b>4.3%</b>
<b>Number of job seekers</b>	282 508	263 433	311 463
<b>Number of reachable job seekers</b>	257 754	240 631	293 154
<b>Number of job vacancies</b>	<b>283 097</b>	<b>363 917</b>	<b>330 735</b>
<b>Unemployment rate according to EUROSTAT (January)</b>	<b>2.6%</b>	<b>2.5%</b>	<b>3.4%</b>

*'Despite a slight increase at the beginning of this year, the unemployment rate is still relatively low, and it is very satisfactory in comparison with other EU states. The number of job seekers declined month-on-month, and with the beginning of spring we expect an annual increase in seasonal jobs, especially in the fields of construction, forestry and agriculture. Cities and municipalities are also showing increased interest in community service workers. The unemployment rate should decline slightly in the coming months.'*

**Karla Smičková, COO**

# Unemployment in regions

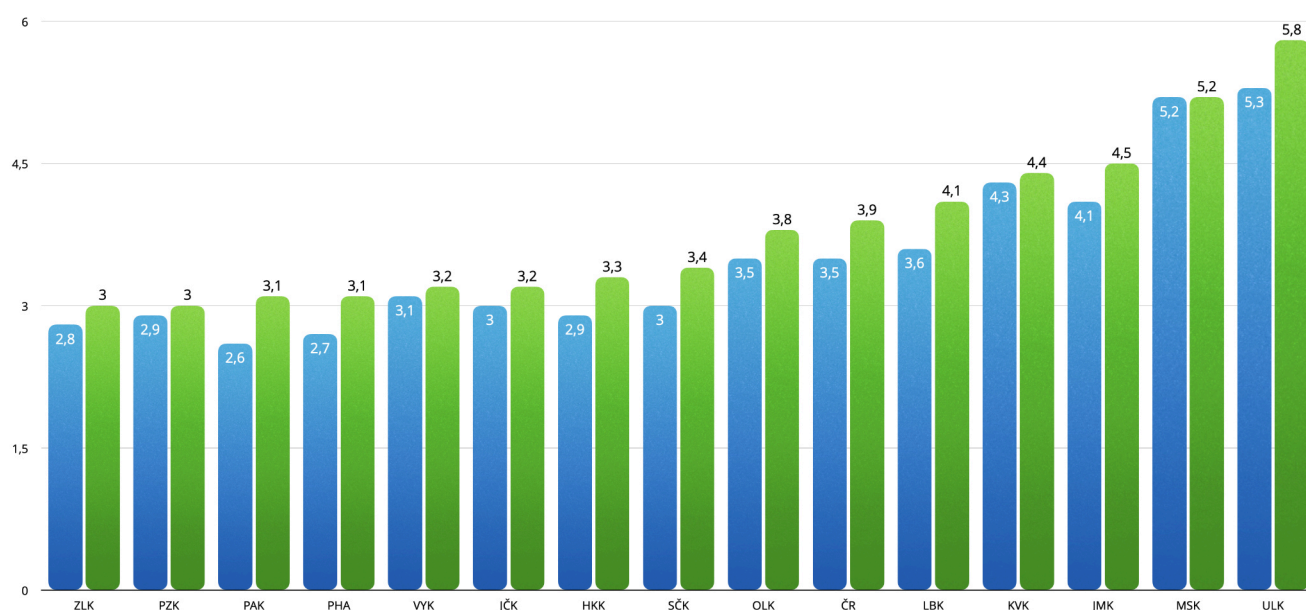


The **highest unemployment rate** was in the Ústí nad Labem Region in February - **5.8%** and the Moravian-Silesian Region - **5.2%**. These regions had the highest unemployment rate in the same period last year, which is due to their long-term economic situation. On the contrary, **the lowest unemployment rate** was in the Zlín and Pilsen Regions - with **3% in both**.

Unemployment in regions

28. February. 2022

28. February. 2023



## Structure of job seekers



Out of the total number of registered job seekers, **52.7% were women**, which is a total of 148,958 unemployed persons.



The rate of unemployed **men** remained at **3.6%**, with 4.2% of unemployed women.



In the past month, 37,515 PWDs sought work through the Czech Labour Office – **13.3% of the total number of unemployed people**.



Employers offered them a total of 10,822 job vacancies through the Czech Labour Office



Job applicants with lower qualifications, especially those without a maturity diploma and with primary education, were most often jobless.



Changes in the structure of the unemployed **according to education** show that the highest year-on-year increase was in registered job seekers with primary education (by 8,140) and job seekers with university education (by 4,917).

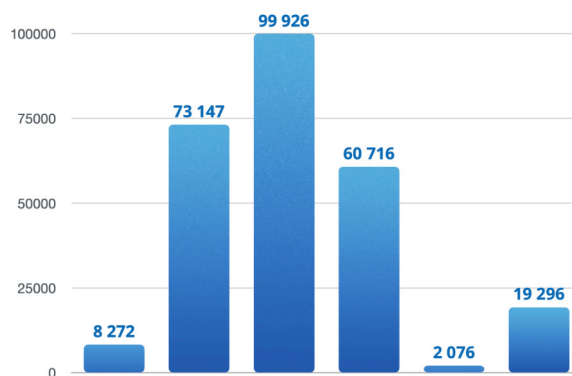


As for the **structure according to profession**, at the end of February the number of auxiliary and unqualified workers registered at the Czech Labour Office was 86,185.

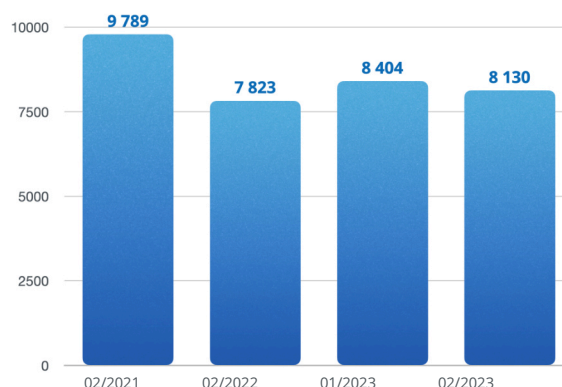


At the end of the previous month, the Czech Labour Office had **12,563 registered school graduates with all levels of education and adolescents**. This is a month-on-month decline of 182 people, and a year-on-year increase of 938 people. They accounted for 4.4% of the total unemployment rate (January – 4.5%, February 2022 – 4.4%). Out of the total number of graduates and adolescents, at the end of February **8,130** of graduates were registered at the Czech Labour Office.

## Structure of job seekers according to employment



## Number of graduates excluding adolescents



Over the past 12 months, the structure of job seekers has changed according to the duration for which they were registered at the Czech Labour Office. In February 2023, the share of job seekers out of work for more than 12 months declined by 5.4 percentage points to 26.8%, to a total of **75,738 people, in a year-on-year comparison**. The average duration of registration at the Labour Office increased by 4 days to **454 days compared to January**.

# Average wages in Q4 2022



**CZK 43,412**

was the average wage

**CZK 37,463**

was the median wage

In Q4 2022,

the average gross monthly nominal wage in the national economy increased by **7.9%** compared to the previous year, but dropped by **6.7% in real wages**.

Consumer prices

increased by 15.7%, which caused a decline in real wages.

The wage volume

increased by **8.9%**, and the number of employees increased by **0.9%**.

The average wage

increased in Q4 2022 by **2.1%** compared to the previous quarter, and the highest growth was recorded in the prices of electricity and gas, other activities, and the financial and insurance sectors.

The median wage increased

by **9.0%**, and 80% of employees had a salary between CZK 18,666 and CZK 70,514.

The average

wage in 2022 was CZK 40,353, which is 6.5% more than in the previous year, but consumer prices increased by 15.1%, so the real wage declined by 7.5%.



# Unemployment in Slovakia



## In February, unemployment dropped in all regions

The PDU unemployment development indicator reached 4.40% in February and dropped by 4 hundredths of a percentage point month-on-month.

## The number of unemployed people declined in all regions.

The positive development on the labour market may continue thanks to the innovation that the Ministry of Labour launched a few days ago - the project 'Podpora udržania pracovných návykov' (Support in Maintaining Work Habits).

## The share of available

working-age job seekers in the working-age population (PDU) is a new main unemployment indicator that the Ministry of Labour has officially introduced in January this year.

- **In February, the PDU reached 4.4%**, decreasing by 0.04 pp month-on-month, and even decreasing by 63 hundredths of a percentage point compared to February 2022.
- **Unemployment dropped in February** in all regions, both month-on-month and year-on-year.
- The last time the Central Office of Labour, Social Affairs and Family recorded such a drop in unemployment was in October.
- The most significant month-on-month decline was in the Žilina Region; in a year-on-year comparison, the greatest decline in unemployment was in the Košice Region.
- **The lowest unemployment rate** with a PDU value of **2.38%** was also in February in the **Bratislava Region**.
- According to the Social Policy Institute, we should see a decline in unemployment in the coming months.

## Unemployment in regions

Region	Job seekers at end of month	Economically active population	Number of available job seekers	Unemployment rate calculated from total amount of job seekers (in %)	Registered unemployment rate (in %)
Bratislava region	12 316	390 260	11 661	3.16	2.99
Trnava region	11 489	296 941	10 222	3.87	3.44
Trenčín region	11 846	296 778	10 435	3.99	3.52
Nitria region	15 584	349 111	13 390	4.46	3.84
Žilina region	17 979	361 395	15 959	4.97	4.42
Banská Bystrica region	30 316	320 194	27 363	9.47	8.55
Prešov region	43 469	399 102	39 545	10.89	9.91
Košice region	35 974	381 672	32 378	9.43	8.48
SLOVAKIA	178 973	2 795 453	160 953	6.40	5.76

# Unemployment statistics - February 2023



**Share of available working age job seekers in the working age population - PDU: 4.40%**

(4.44% in January 2023; 5.03% in February 2022).

**Share of available working age job seekers in the**

**Working age population - PDU in the Žilina Region: 3.41%** (3.50% in January 2023; 3.93% in February 2022).

**Share of available working age job seekers in the**

**Working age population - PDU in the Košice Region: 6.16%** (6.19% in January 2023; 7.19% in February 2022).

**Share of available working age job seekers in the working age population - PU: 4.89%**

(4.94% in January 2023; 5.03% in February 2022).

**Registered unemployment rate - MEN: 5.76%**

(5.82% in January 2023; 6.86% in February 2022)

**Number of available working age job seekers: 160,926**

(162,622 persons in January 2023; 185 429 persons in February 2022).

**Total number of registered job seekers: 178,973**

(180,901 persons in January 2023; 202,049 persons in February 2022).

**11,969 job seekers** entered the labour market (12,447 in January 2023).

**Number of job vacancies: 77,819** (81,213 in January 2023). The most job vacancies were in the Bratislava Region, namely 27,982, with the fewest available jobs in the Prešov Region, 2,582.

**Number of vacancies suitable for graduates: 41,156**

**Number of collective redundancies reported during February 2023: 3**

(number of jobs at risk - 200).





# Real wages in Q4 2022



Real wages in Q4 and the whole 2022 experienced the sharpest decline in the last 22 years.

## The average real monthly wage

In Slovakia has been declining for the fourth quarter in a row. Rapidly rising inflation devalued it by **4.5%** for the whole year, and by almost **8%** at the end of the year.

## The average gross wage

continued to grow in the last quarter, but at the slowest rate of all quarters last year.

## The average nominal monthly wage

of an employee in the Slovak economy in Q4 2022 increased year-on-year by **6.5% to 1,418 euros**. This means employees received an average gross wage of **87 euros** more than at the end of 2021.

## However, consumer prices

increased at a significantly faster pace, causing the real wage in Slovakia to drop **by 7.6%** year-on-year, which was the most since Q2 2000, when real wages dropped by **8.4%**.

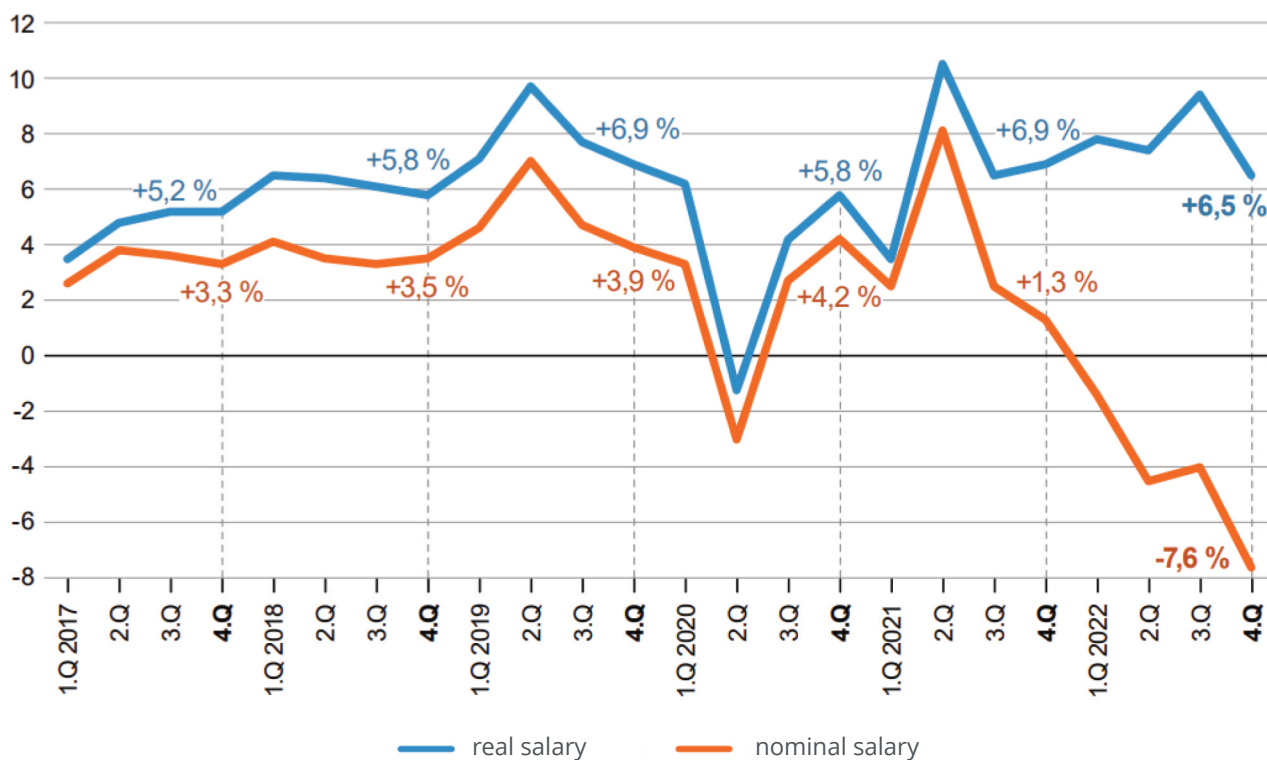
## The seasonally adjusted average wage

increased by **0.5 %** compared to Q3 2022.

# Average monthly wage



Year-on-year change in %, quarters



The unemployment rate in February was 5.5%.

According to the estimates of the Ministry of Labour and Social Affairs, the registered unemployment did not change in comparison with January.

Compared to the same period last year, there was a 0.4 pp decline.

## Lower unemployment rate than last year

- In February, **866.1 thousand** unemployed people were registered at labour offices, which is 55.7 thousand less than at the end of February last year.
- Employers reported **92.3 thousand** jobs, vacancies and professional activation positions to labour offices in February. This is 0.3 thousand more than in the previous year.
- The rate of registered unemployment at the end of February 2023 ranged from 3.2% in the Greater Poland Voivodeship to 9.4 % in the Warmian-Masurian Voivodeship.

*'We only had such a low unemployment rate in February once - in 2020, before the outbreak of the COVID-19 pandemic in Poland. This proves how effective state intervention was during global crises. We have saved millions of jobs and saved our businesses from closing, which many other countries have failed to do. We are one of the leaders with the lowest unemployment rate in the entire European Union.'*

**Marlena Małąg**

Minister of Family and Social Policy

Voivodeship	Unemployment rate in %
<b>POLAND</b>	<b>5.5</b>
<b>Dolnośląskie</b>	4.8
<b>Kujawsko-Pomorskie</b>	7.8
<b>Lubelskie</b>	8.4
<b>Lubuskie</b>	4.7
<b>Łódzkie</b>	5.8
<b>Małopolskie</b>	4.9
<b>Mazowieckie</b>	4.4
<b>Opolskie</b>	6.5
<b>Podkarpackie</b>	9.2
<b>Podlaskie</b>	7.6
<b>Pomorskie</b>	5.0
<b>Śląskie</b>	3.9
<b>Świętokrzyskie</b>	8.3
<b>Warmińsko-Mazurskie</b>	9.4
<b>Wielkopolskie</b>	3.2
<b>Zachodniopomorskie</b>	7.1

## The unemployment rate in February was 5.7%.

In February 2023, unemployment rose slightly compared to the previous month, namely by 4,000 persons to 2,620,000 persons. After seasonal adjustment, the number of unemployed increased by 2,000. Compared to February last year, the number of unemployed is 192,000 higher. The unemployment rate in February was the same as in January, namely 5.7%.

## Unemployment increased in Germany

- **Underemployment**, which also includes changes in labour market policy and short-term incapacity for work in addition to unemployment, concerned **3,486,000 people this February**. This was 316,000 more people than a year ago.
- Current data on the actual **amount of part-time work** are available until December 2022. According to preliminary extrapolated data from the Federal Employment Agency, short-term employee benefits were paid in this month **to 183,000 employees**. This shows that part-time jobs have recently noticeably increased again.
- **Seasonally adjusted employment** subject to social security contributions increased by 46,000 between November and December 2022. Compared to the previous year, according to BA projections, it increased by 446,000 to 34.73 million employees in December.

*'The number of unemployed persons increased slightly in February. Employment subject to social security contributions increased again. Overall, the labour market remained stable despite the tense economic situation.'*

### Andrea Nahles

Chair of the Executive Board of the Federal Employment Agency (BA)

**The unemployment rate in February was 4.1%.**

The number of unemployed people aged 15 to 74 increased in February by 15,000 to **199,000**; the unemployment rate increased by 0.3 pp to **4.1%**.

- The number of unemployed men was 108,000; their unemployment rate increased by 0.4 pp to 4.2%.
- The number of unemployed women was 91,000, with an unemployment rate of 4.0%.
- The number of unemployed people aged 15-24 was 34,000, and their unemployment rate was 11.2%. 17% of all unemployed people were from this age group. The 3.7% unemployment rate in the 25-54 age group rose by 0.4 pp, while it increased by 0.2 pp to 3.2 % in the 55-74 age group.
- The average job search time was 9.0 months; 30.7% of the unemployed had been looking for work for at least a year.

**Development of unemployment by age group from age 15 to 74  
December 2022–February 2023**

Age group, years	Number of people		Unemployment rate	
	thousand people	change, thousand people a)	%	change, thousand people a)
15-24	33.7	-0.9	11.2	-0.2
25-54	136.4	13.5	3.7	0.4
55-74	28.8	2.9	3.2	0.2
Total	198.9	15.5	4.1	0.3

# We're Manuvia - your partner



## manuvia GROUP



**Ondřej Wysoglad**

Chief Executive Officer  
[ondrej.wysoglad@manuvia.com](mailto:ondrej.wysoglad@manuvia.com)



**Petr Straka**

Chief Sales Officer  
[petr.straka@manuvia.com](mailto:petr.straka@manuvia.com)



**Jana Mesárová**

Chief Operations Officer SK  
[jana.mesarova@manuvia.com](mailto:jana.mesarova@manuvia.com)



**Karla Smičková**

Chief Operations Officer  
CZ & International  
[jana.mesarova@manuvia.com](mailto:jana.mesarova@manuvia.com)

